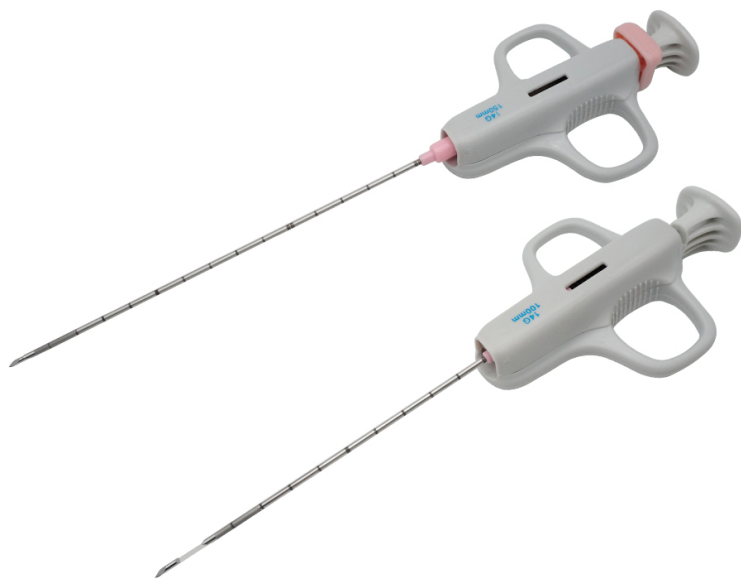


SEMI-AUTOMATIC BIOPSY NEEDLE(BN-G2)



Features:


- The echogenic marker on the end of the cannula allows constant monitoring of the needle position during the biopsy.
- The centimetre depth markings on the cannula let users control the depth reached.
- The ring handle of the device allows it to be gripped and held easily during the biopsy procedure.
- Two available puncture depths, 10mm and 18mm
- Made with the strongest spring in use to insure adequate cut-off of a full tissue sample
- A sharp cutting cannula



The Biopsy Needles are assembled by the inner needle (cutting needle) and an outer needle (cannula). The outer needle has graduation scale on it, and the inner needle has cutting edge and hopper. Biopsy needle is a medical device for kidney, liver, lung, breast, thyroid, prostate, pancreas, testes, uterus, ovaries, body surface and other organs. Biopsy needles tumor can be used for the sampling and cells drawing of cone tumors and unknown kind of tumors.

Characteristic:

- Omnidirectional 360° operation. Earth core positioning, picture angle accurate to 1°. Target precision +5mm. Cannula attached puncture needle is multifunction: biopsy, injection, body fluid collection, ablation single puncture, multitreatment. Assist minimally invasion.
- Biopsy: equipped with biopsy needles, single puncture multi-sample collection, none resistance cutting ensure good quality sample. medicine injection, prevent implantation metastasis and bleeding



Bevel tip

- One of the sharpest standard tips in its class

Echo-enhancement needle tip

- The echogenic marker on the end of the cannula allows constant monitoring of the needle position during the biopsy



Individual packaging

- products with hard plastic packaging

SEMI-AUTOMATIC BIOPSY NEEDLE(BN-G2)				
Model	Specification	Code number	Needle size	Packing
BN-G2 (Irremovable type)	14G	150114107	14GX10CM	100pcs/CTN
		150114157	14GX15CM	100pcs/CTN
		150114207	14GX20CM	100pcs/CTN
	16G	150116107	16GX10CM	100pcs/CTN
		150116157	16GX15CM	100pcs/CTN
		150116207	16GX20CM	100pcs/CTN
	18G	150118107	18GX10CM	100pcs/CTN
		150118157	18GX15CM	100pcs/CTN
		150118207	18GX20CM	100pcs/CTN
	20G	150120107	20GX10CM	100pcs/CTN
		150120157	20GX15CM	100pcs/CTN
		150120207	20GX20CM	100pcs/CTN

OEM & ODM are available.

SHANGHAI KINDLY(KDL) GROUP
NANCHANG KINDLY MEDICAL TECHNOLOGY CO.,LTD

F7, Tower A, No.77 North Aixihu Road, Nanchang
High-Tech Industry Development Zone, Nanchang,
Jiangxi 330096, China
F: +86-791 86861216
T: +86-791 86861216
W: www.kdln.com



SEMI-AUTOMATIC BIOPSY NEEDLE(BN-C2)



Features:

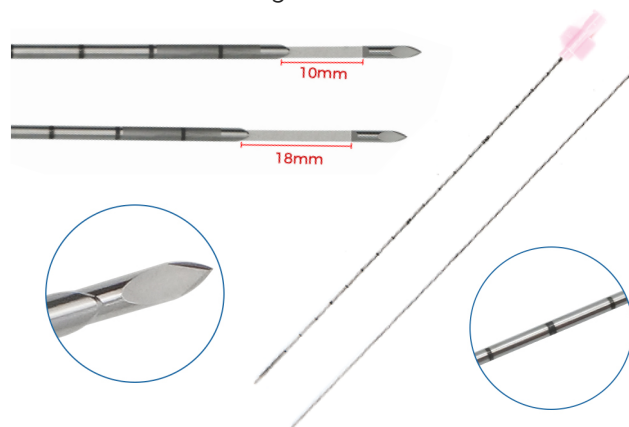
- The echogenic marker on the end of the cannula allows constant monitoring of the needle position during the biopsy.
- The centimetre depth markings on the cannula let users control the depth reached.
- The ring handle of the device allows it to be gripped and held easily during the biopsy procedure.
- Two available puncture depths, 10mm and 18mm
- Made with the strongest spring in use to insure adequate cut-off of a full tissue sample
- A sharp cutting cannula
- Cannula can be moved out, core needle available**



The Biopsy Needles are assembled by the inner needle (cutting needle) and an outer needle (cannula). The outer needle has graduation scale on it, and the inner needle has cutting edge and hopper. Biopsy needle is a medical device for kidney, liver, lung, breast, thyroid, prostate, pancreas, testes, uterus, ovaries, body surface and other organs. Biopsy needles tumor can be used for the sampling and cells drawing of cone tumors and unknown kind of tumors.

Characteristic:

- Omnidirectional 360° operation. Earth core positioning, puncture angle accurate to 1°. Target precision +5mm. Cannula attached puncture needle is multifunction: biopsy, injection, body fluid collection, ablation single puncture, multitreatment. Assist minimally invasion.
- Biopsy: equipped with biopsy needles, single puncture multi-sample collection, none resistance cutting ensure good quality sample. medicine injection, prevent implantation metastasis and bleeding



Bevel tip

- One of the sharpest standard tips in its class

Echo-enhancement needle tip

- The echogenic marker on the end of the cannula allows constant monitoring of the needle position during the biopsy



Individual packaging

- products with hard plastic packaging

SEMI-AUTOMATIC BIOPSY NEEDLE(BN-G2)				
Model	Specification	Code number	Needle size	Packing
BN-G2 (Removable type)	14G	150114101	14GX10CM	100pcs/CTN
		150114151	14GX15CM	100pcs/CTN
		150114201	14GX20CM	100pcs/CTN
	16G	150116101	16GX10CM	100pcs/CTN
		150116151	16GX15CM	100pcs/CTN
		150116201	16GX20CM	100pcs/CTN
	18G	150118101	18GX10CM	100pcs/CTN
		150118151	18GX15CM	100pcs/CTN
		150118201	18GX20CM	100pcs/CTN
	20G	150120101	20GX10CM	100pcs/CTN
		150120151	20GX15CM	100pcs/CTN
		150120201	20GX20CM	100pcs/CTN

OEM & ODM are available.

SHANGHAI KINDLY(KDL) GROUP
NANCHANG KINDLY MEDICAL TECHNOLOGY CO.,LTD

F/7, Tower A, No.77 North Aixihu Road, Nanchang
High-Tech Industry Development Zone, Nanchang,
Jiangxi 330096, China
F: +86-791-86861216
T: +86-791-86861216
W: www.kdlinc.com



BONE MARROW NEEDLE



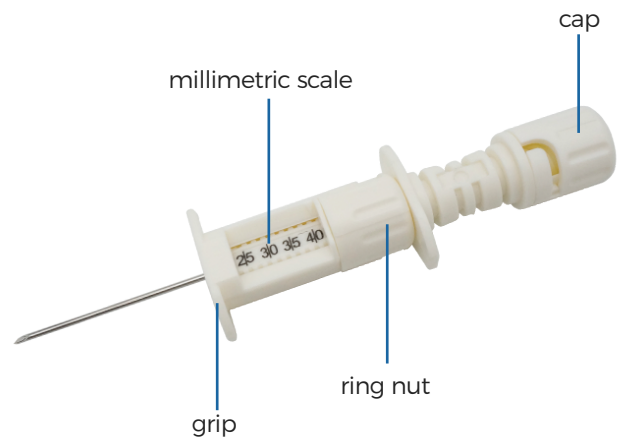
Description:

- The needle edge is firm and sharp.
- The positioning body may adjust the length of the needle tube.
- The needle tube is scaled for the purpose of puncture depth control.
- The optional sample tube reduces the waste of sampling.
- Suitable to perform bone marrow aspiration and/or Explant/Transplant from both the sternum and the iliac crest.
- Triple sharpened tip cannula to allow a non traumatic, fast and easy penetration into the bone marrow cavity.
- Luer Lock connection for syringe.

A bone marrow biopsy is the removal of marrow from inside bone; This is a procedure used to diagnose conditions affecting your blood and bone marrow.

FEATURES:

- Ergonomic handle.
- The millimetric advancement ring facilitates the adjustment of the length of the needle, which indicates the achievable depth.
- The triple sharpened cannula enables an easy and non-traumatic penetration.
- With the universal Luer-Lock connector, any syringe can be connected.
- It is possible to completely unscrew the millimetric advancement system to make use of the total length of the needle.



Bone marrow needle		
Needle Gauge	16G	18G
Length	25-40MM(Adjustable)	25-40MM(Adjustable)

Provide customized services



Customizable



Triple sharpened tip

The triple sharpened cannula enables an easy and non-traumatic penetration.



Millimetric scale

The millimetric scale controls with precision the depth of the penetration. The protrusion distance is visible on the millimetric scale.



Luer Lock cone

The Luer Lock cone allows these secure connection with all syringes available on the market.



Ring nut

Adjust the cannula protrusion by turning the ring nut. The protrusion distance is visible on the millimetric scale.

SHANGHAI KINDLY(KDL) GROUP
NANCHANG KINDLY MEDICAL TECHNOLOGY CO.,LTD

F7, Tower A, No.77 North Aixihu Road, Nanchang High-Tech Industry Development Zone, Nanchang, Jiangxi 330096 China
F: +86-791 86861216
T: +86-791 86861216
W: www.kdln.com

